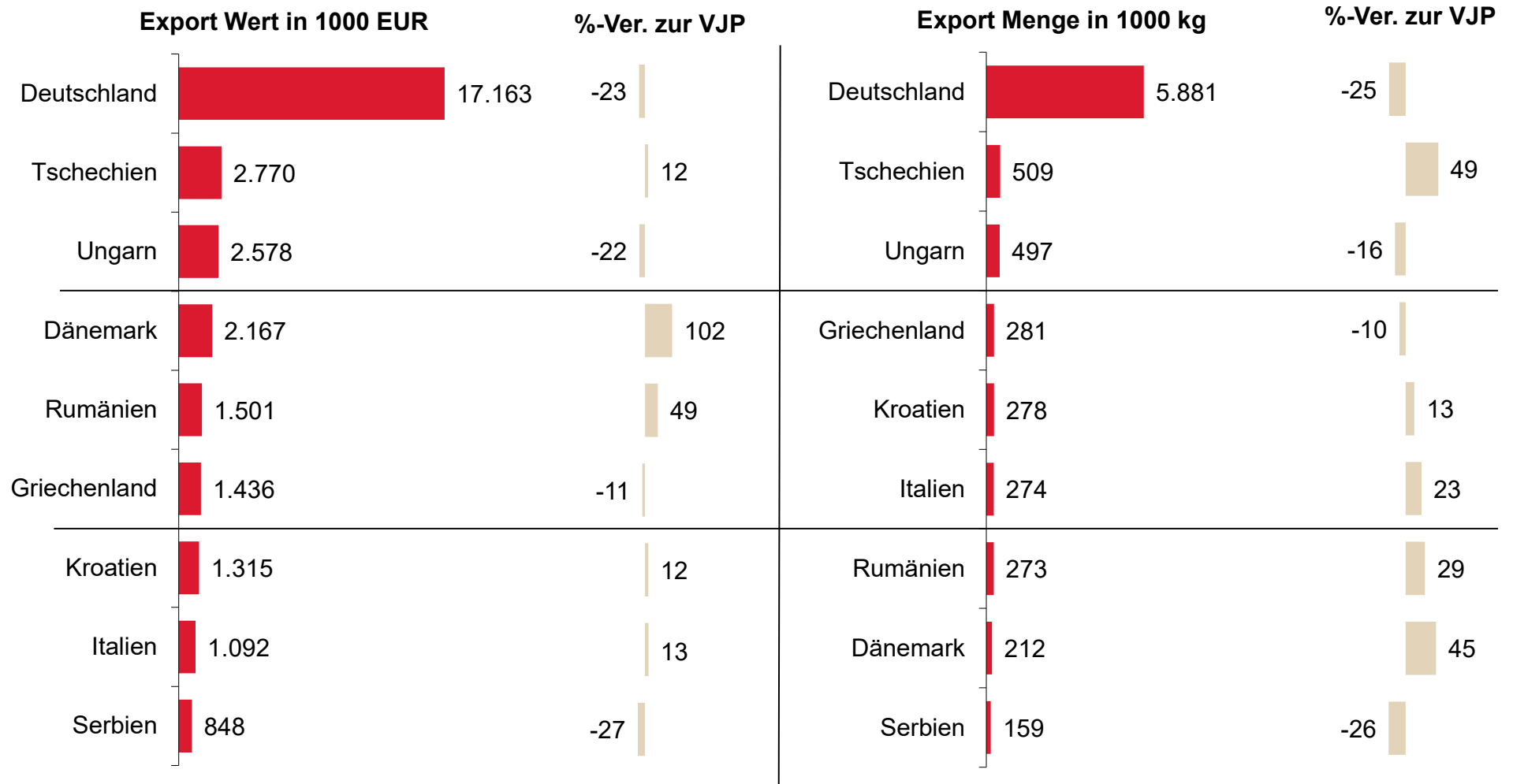
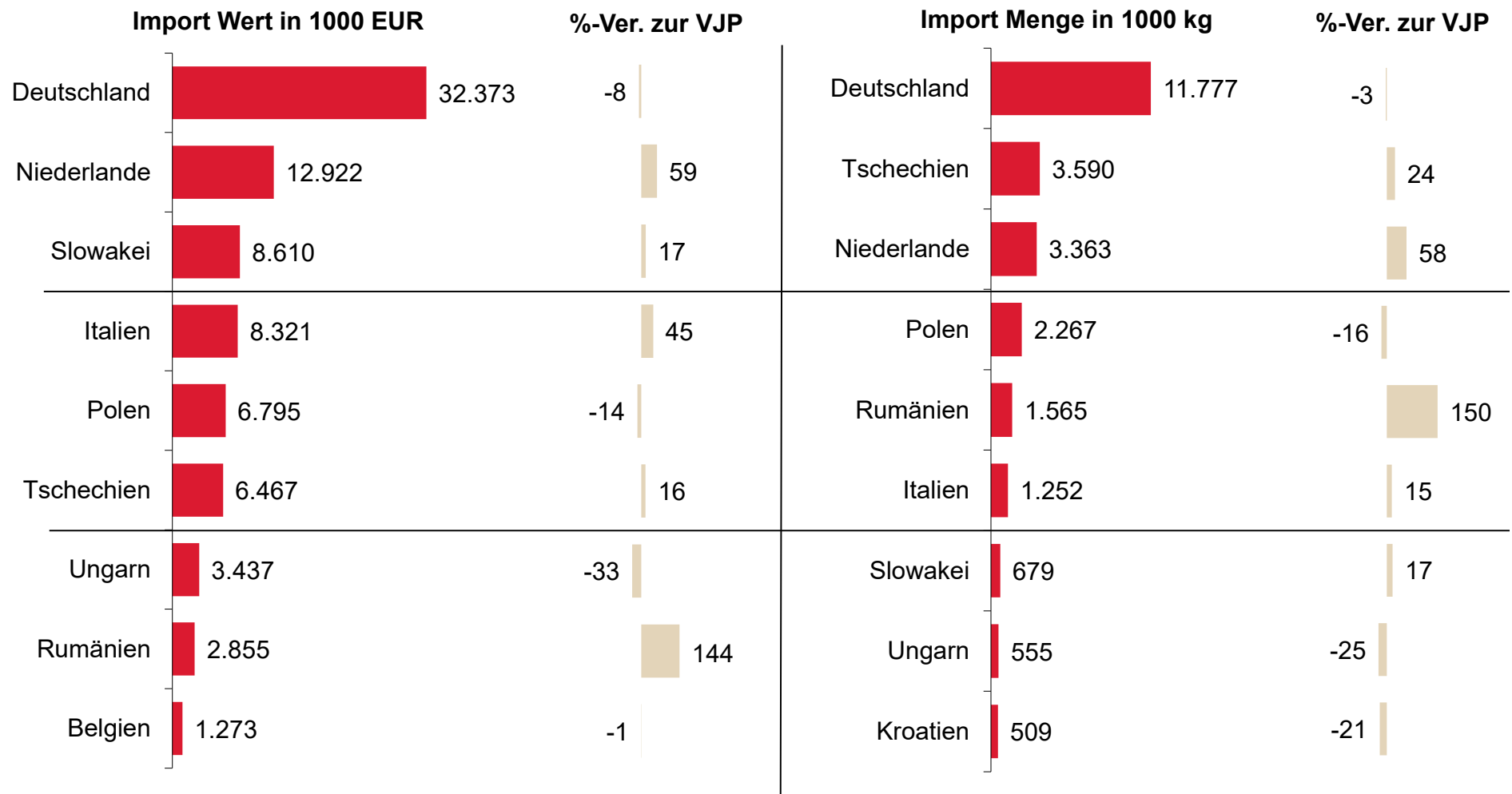


Top Exportländer Österreichs Eier (0407+0408) 2024vorl.



Top Importländer Österreichs Eier (0407+0408) 2024vorl.

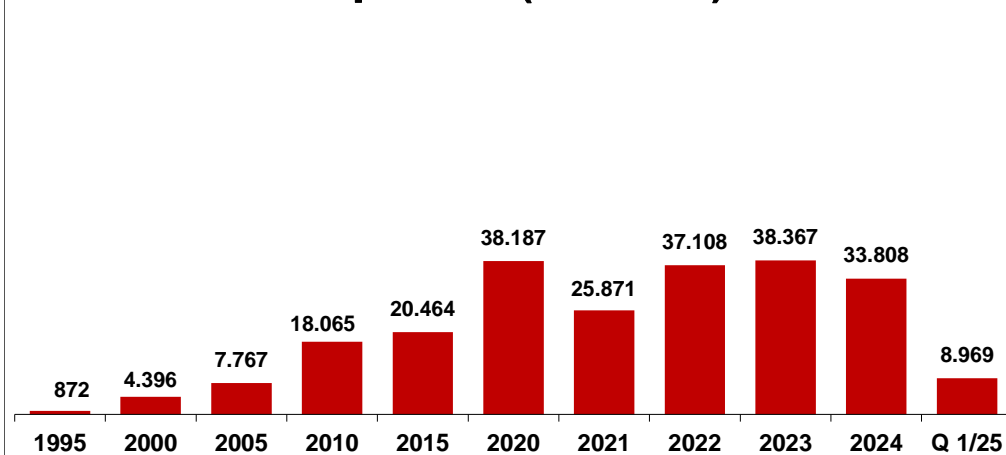


Außenhandel Österreich - Alle Länder

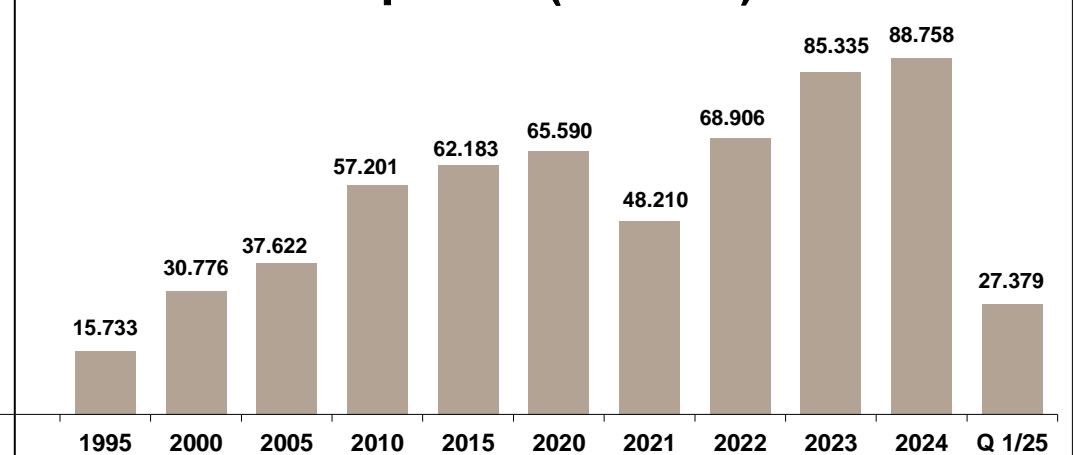
Eier (0407+0408)

	1995	2000	2005	2010	2015	2020	2021	2022	2023	2024	Q 1/25
Export Wert (1.000 Euro)	872	4.396	7.767	18.065	20.464	38.187	25.871	37.108	38.367	33.808	8.969
%-Ver. Vjp^{*)}(Export Wert)	0,0%	13,1%	-35,3%	15,3%	34,4%	-5,9%	-32,3%	43,4%	3,4%	-11,9%	-0,5%
Export Menge (1.000 kg)	479	2.200	4.960	8.826	8.297	22.512	13.745	14.422	10.733	8.864	2.125
Export Wert/kg	1,82	2,00	1,57	2,05	2,47	1,70	1,88	2,57	3,57	3,81	4,22
Import Wert (1.000 Euro)	15.733	30.776	37.622	57.201	62.183	65.590	48.210	68.906	85.335	88.758	27.379
%-Ver. Vjp^{*)}(Import Wert)	0,0%	9,7%	1,9%	-1,0%	4,2%	-12,9%	-26,5%	42,9%	23,8%	4,0%	13,4%
Import Menge (1.000 kg)	8.380	17.858	26.011	30.081	27.708	34.261	21.609	25.519	25.028	26.555	8.416
Import Wert/kg	1,88	1,72	1,45	1,90	2,24	1,91	2,23	2,70	3,41	3,34	3,25

Export Wert (1.000 Euro)



Import Wert (1.000 Euro)



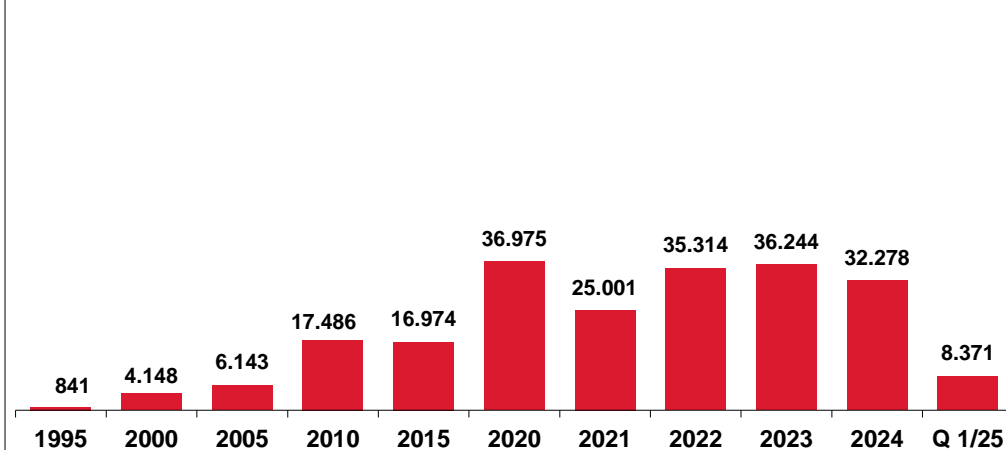
^{*)} Vjp = Vorjahresperiode

Außenhandel Österreich - EU 27

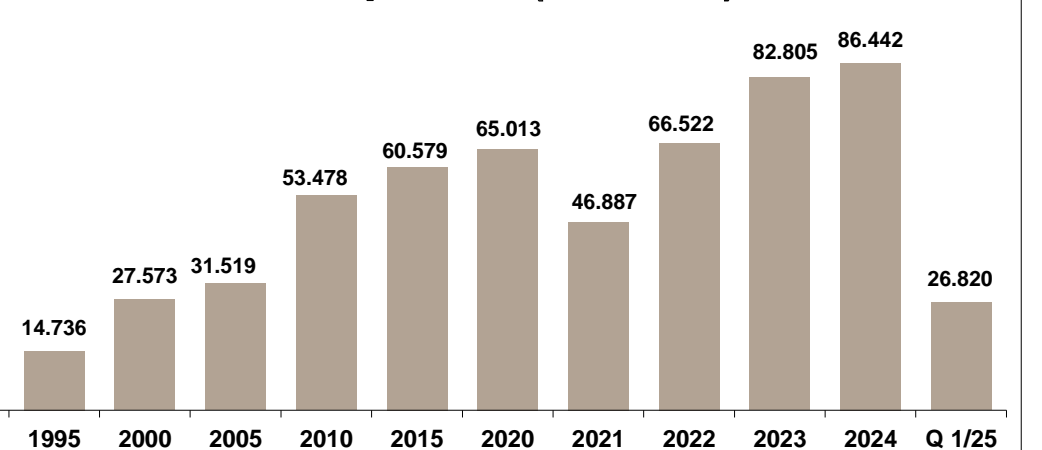
Eier (0407+0408)

	1995	2000	2005	2010	2015	2020	2021	2022	2023	2024	Q 1/25
Export Wert (1.000 Euro)	841	4.148	6.143	17.486	16.974	36.975	25.001	35.314	36.244	32.278	8.371
%-Ver. Vjp^{*)}(Export Wert)	0,0%	9,9%	-43,7%	18,1%	28,7%	-5,4%	-32,4%	41,3%	2,6%	-10,9%	-1,8%
Export Menge (1.000 kg)	462	1.848	4.482	8.691	7.524	22.152	13.450	14.053	10.390	8.623	2.044
Export Wert/kg	1,82	2,24	1,37	2,01	2,26	1,67	1,86	2,51	3,49	3,74	4,10
Import Wert (1.000 Euro)	14.736	27.573	31.519	53.478	60.579	65.013	46.887	66.522	82.805	86.442	26.820
%-Ver. Vjp^{*)}(Import Wert)	0,0%	3,1%	1,8%	-0,6%	4,1%	-13,4%	-27,9%	41,9%	24,5%	4,4%	16,1%
Import Menge (1.000 kg)	8.201	16.808	24.509	29.034	27.334	34.102	21.160	25.133	24.665	26.219	8.300
Import Wert/kg	1,80	1,64	1,29	1,84	2,22	1,91	2,22	2,65	3,36	3,30	3,23

Export Wert (1.000 Euro)



Import Wert (1.000 Euro)



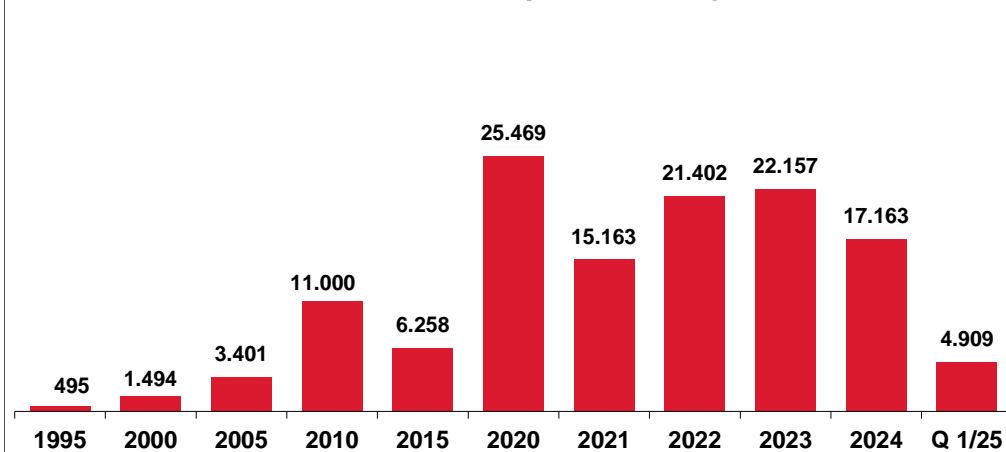
^{*)} Vjp = Vorjahresperiode

Außenhandel Österreich - Deutschland

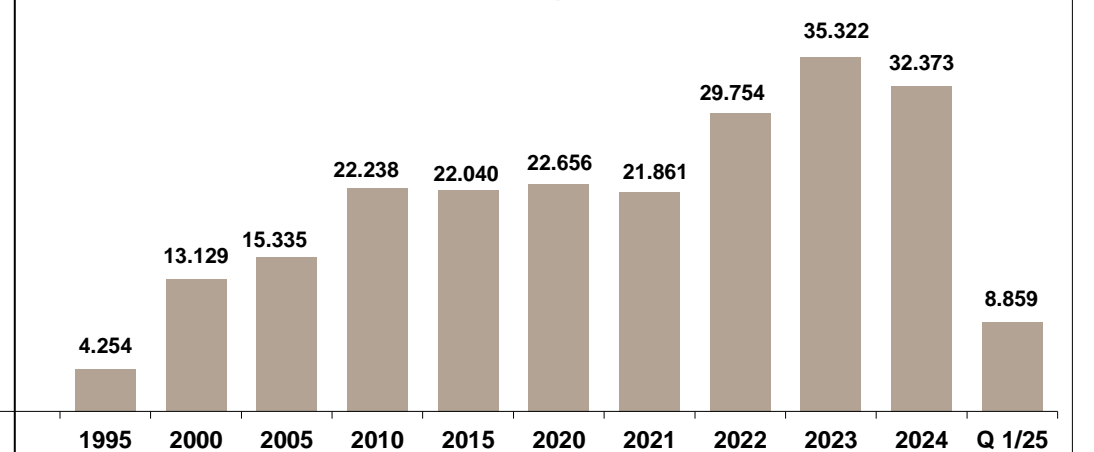
Eier (0407+0408)

	1995	2000	2005	2010	2015	2020	2021	2022	2023	2024	Q 1/25
Export Wert (1.000 Euro)	495	1.494	3.401	11.000	6.258	25.469	15.163	21.402	22.157	17.163	4.909
%-Ver. Vjp^{*)}(Export Wert)	0,0%	-36,1%	-37,5%	16,7%	0,9%	-2,2%	-40,5%	41,1%	3,5%	-22,5%	1,6%
Export Menge (1.000 kg)	286	638	2.666	6.322	2.313	17.050	9.655	10.468	7.838	5.881	1.507
Export Wert/kg	1,73	2,34	1,28	1,74	2,71	1,49	1,57	2,04	2,83	2,92	3,26
Import Wert (1.000 Euro)	4.254	13.129	15.335	22.238	22.040	22.656	21.861	29.754	35.322	32.373	8.859
%-Ver. Vjp^{*)}(Import Wert)	0,0%	54,4%	4,9%	-0,5%	-1,9%	-19,7%	-3,5%	36,1%	18,7%	-8,3%	3,1%
Import Menge (1.000 kg)	3.766	8.876	14.211	12.712	11.680	12.763	10.803	11.941	12.162	11.777	3.309
Import Wert/kg	1,13	1,48	1,08	1,75	1,89	1,78	2,02	2,49	2,90	2,75	2,68

Export Wert (1.000 Euro)



Import Wert (1.000 Euro)



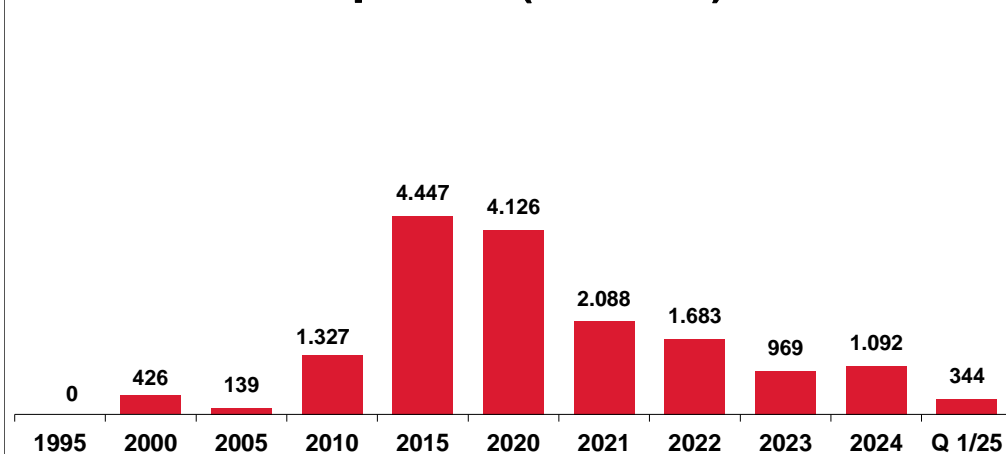
^{*)} Vjp = Vorjahresperiode

Außenhandel Österreich - Italien

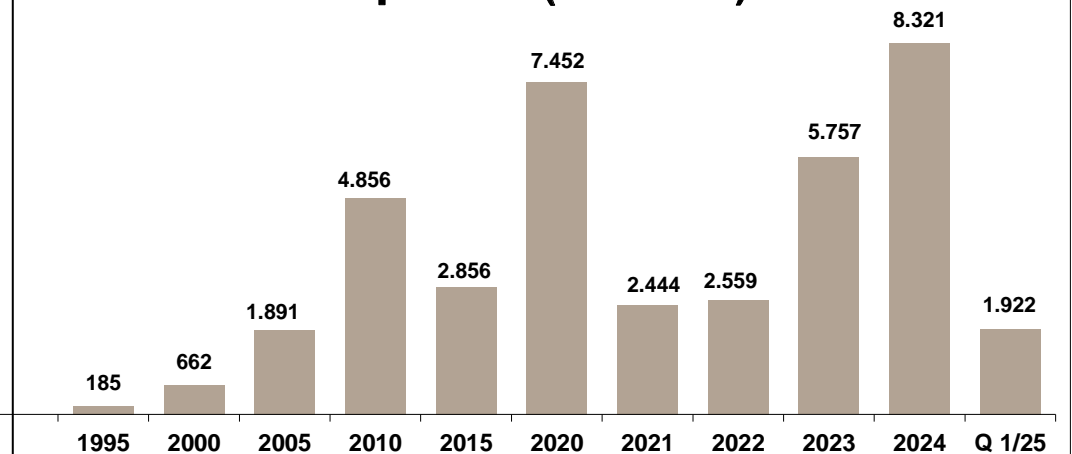
Eier (0407+0408)

	1995	2000	2005	2010	2015	2020	2021	2022	2023	2024	Q 1/25
Export Wert (1.000 Euro)	0	426	139	1.327	4.447	4.126	2.088	1.683	969	1.092	344
%-Ver. Vjp^{*)}(Export Wert)	0,0%	-25,3%	-53,3%	123,8%	124,7%	-19,0%	-49,4%	-19,4%	-42,4%	12,6%	64,4%
Export Menge (1.000 kg)	0	145	75	393	2.615	2.789	1.284	685	222	274	82
Export Wert/kg	0,00	2,93	1,85	3,38	1,70	1,48	1,63	2,46	4,37	3,99	4,21
Import Wert (1.000 Euro)	185	662	1.891	4.856	2.856	7.452	2.444	2.559	5.757	8.321	1.922
%-Ver. Vjp^{*)}(Import Wert)	0,0%	-55,9%	-28,8%	-1,1%	-26,9%	30,1%	-67,2%	4,7%	125,0%	44,5%	-19,0%
Import Menge (1.000 kg)	77	185	1.760	3.145	798	1.998	1.279	619	1.093	1.252	314
Import Wert/kg	2,40	3,59	1,07	1,54	3,58	3,73	1,91	4,13	5,27	6,65	6,11

Export Wert (1.000 Euro)



Import Wert (1.000 Euro)



^{*)} Vjp = Vorjahresperiode